



The Energy Efficiency Experts

The Energy Efficiency Experts

We're Here To Help

Our team of dedicated professionals is ready and waiting to assist you with an energy evaluation to help you:

- **save money on energy costs**
- **become more energy efficient**
- **contribute to improving the environment**

Expert advice and tools for homes, businesses and institutions. Call us today at:

310-SAVE (310-7283)
www.atcoenergysense.com

A service brought to you by:



Alberta **Delivery Agents** for:



The right advice for comfort and affordability — before you invest in home renovations.

EnerGuide, EnerGuide for Houses and the EnerGuide for Houses graphic identifier are official trademarks of Natural Resources Canada. Used with permission.

NATURAL GAS • ELECTRICITY • ALTERNATIVE ENERGY • WATER

Energy Scorecard

An Energy Evaluation You Can Do At Home



NATURAL GAS • ELECTRICITY • ALTERNATIVE ENERGY • WATER



The Energy Experts

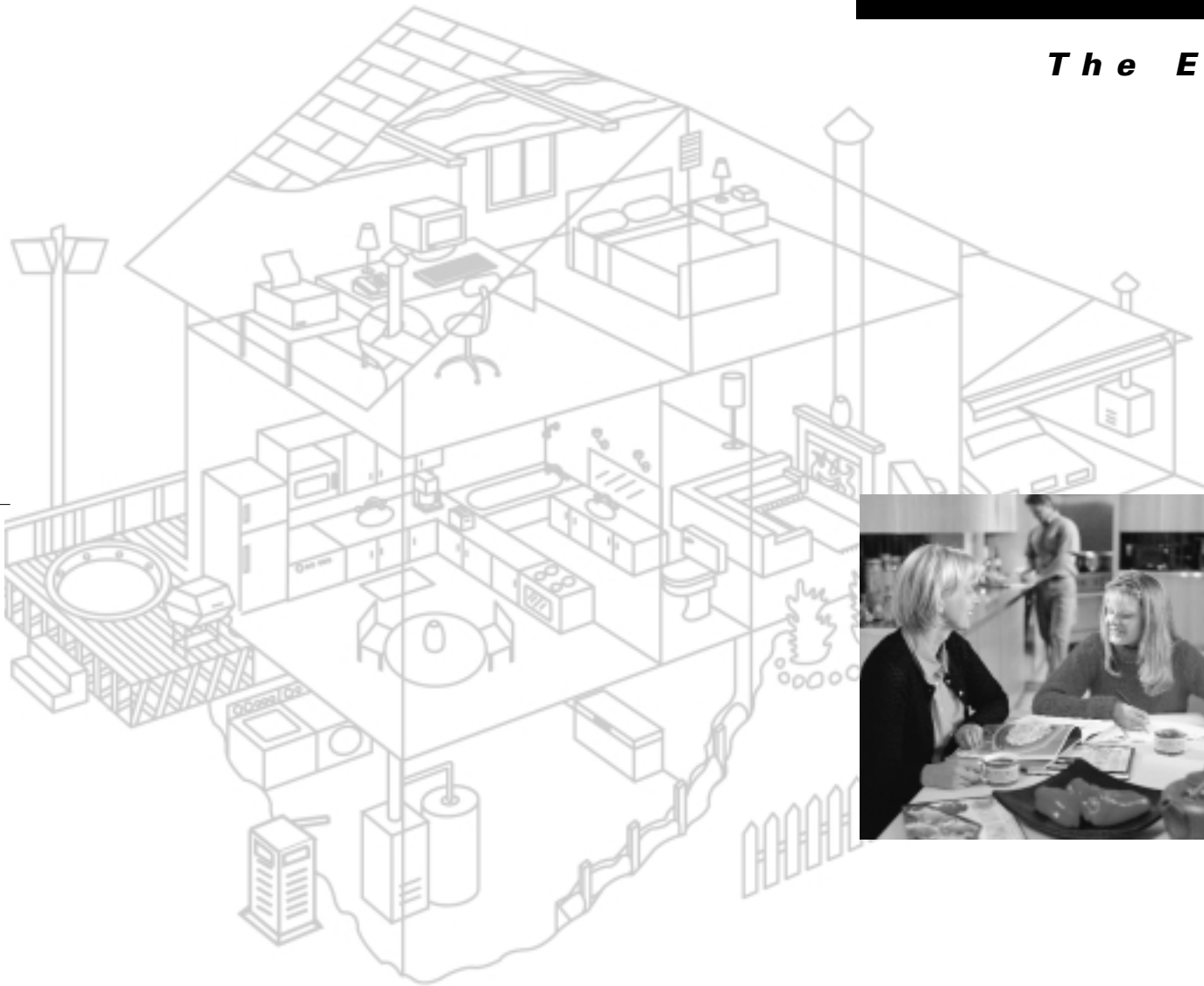
Energy Scorecard

Contents

You Have The Power	2
Entranceway	3
Bathroom	4
Bedrooms	6
Home Office	8
Family Room	10
Dining/Living Room	13
Kitchen	14
Laundry/Utility Room	21
Outdoors/Garage	28
Whole House	31
How Did You Do?	38
Home Action Plan	41



Visit the EnergySense House at
www.atcoenergysense.com



So Many Ways to Save...

Every time one of your utility bills come in, the facts speak for themselves. You use energy in your home. Every day. Whether you're home or not.

But do you use it wisely?

Take this test. Walk through your home (room by room) with this booklet, a pencil and calculator in hand and follow these steps.

1. Determine if each question applies to your home. If it does, place a checkmark (✓) in the "Applies" box at the right side of the page. (Leave the box blank if the question does not apply to you.)
2. If the question applies to you, answer it. Mark "Y" for Yes and "N" for No in the "Answer" column.
3. At the end of each section fill in the subtotals by adding up the number of checkmarks in the "Applies" column and the number of "Y's" in the "Answer" column.
4. When you are finished auditing one room, add up all the "Applies" column subtotals to get your **Maximum Score** for each room.
5. Add up all the "Answer" column subtotals to determine **Your Score** for each room.
6. Transfer **Your Score** and **Maximum Score** for each room to page 38.

By doing this audit you can determine how efficient particular rooms are as well as your entire household. You can also "Take a Closer Look" on page 39 to determine which areas or technologies in your home should be more energy efficient.

Use the Action Plan at the end of the booklet to record what you plan to do to save energy in your home. Look at every question you answered "No" to. Make these action items for your family. Retain page 41 and put it on your refrigerator door as a reminder and get everyone involved!

Entranceway

Home Design

Do both the front and back entrance have two doors: a storm door and either a solid wood or insulated door?

Applies
(✓)

Answer
(Y/N)



Heat loss can be cut by 70% if a single uninsulated exterior door is replaced with a solid wood or insulated door.

Can your storm door be converted to a screen door in summer?



This design saves energy in winter and permits additional ventilation in summer.

Is your porch, carport or mudroom protected from strong winter winds?

Subtotal

Lighting

Is your outside entrance lighting controlled by photoelectric cells or motion sensors?

Subtotal

Maximum Entranceway Score

(Total "Applies" column)

Your Entranceway Score

(Total "Yes" answers)

Transfer "Entranceway" Scores to page 38

Bathroom

Appliances

Do you minimize the use of your hair dryer?

Applies (✓)	Answer (Y/N)
<input type="radio"/>	<input type="radio"/>

Does your bathroom fan operate with the help of a timer or dehumidstat control?

<input type="radio"/>	<input type="radio"/>
-----------------------	-----------------------

Do family members shave with electric razors?

<input type="radio"/>	<input type="radio"/>
-----------------------	-----------------------

! These devices use less energy than heating the water for a blade shave.

Subtotal

Lighting

When no one is in the bathroom, are the lights always off?

<input type="radio"/>	<input type="radio"/>
-----------------------	-----------------------

Do the fixtures in your bathroom use energy-efficient fluorescent lights?

<input type="radio"/>	<input type="radio"/>
-----------------------	-----------------------

Subtotal

Specialty Items

If you have a hot tub, pool, spa or sauna, do you use a spring wound timer or set an egg timer to keep track of the time you spend in it?

<input type="radio"/>	<input type="radio"/>
-----------------------	-----------------------

Is the hot tub, pool or jacuzzi always covered with an insulated material that reduces heat loss and evaporation when not in use?

<input type="radio"/>	<input type="radio"/>
-----------------------	-----------------------

! Heating an indoor hot tub costs \$10 - \$32 a month. An outdoor unit can cost \$16 - \$48 a month to heat.

Subtotal

Water Use

Are the taps for the sink, bathtub or shower always tightened to prevent faucet dripping?

Applies (✓)	Answer (Y/N)
<input type="radio"/>	<input type="radio"/>

Are washers in faucets replaced regularly?

<input type="radio"/>	<input type="radio"/>
-----------------------	-----------------------

! A dripping hot water tap can waste up to 20,000 litres (5,000 gallons) per year. That's water you're paying to heat!

Are showers less than 10 minutes in duration at your house?

<input type="radio"/>	<input type="radio"/>
-----------------------	-----------------------

! If showers exceed 20 minutes in duration – conserve your hot water and enjoy a long soak in the bath. A bath uses as much water as a 15-minute shower.

Is the showerhead an energy-efficient (low-flow) model?

<input type="radio"/>	<input type="radio"/>
-----------------------	-----------------------

Do you turn off the tap while you are brushing your teeth?

<input type="radio"/>	<input type="radio"/>
-----------------------	-----------------------

Subtotal

Maximum Bathroom Score

(Total "Applies" column)

Your Bathroom Score

(Total "Yes" answers)

Transfer "Bathroom" Scores to page 38

Bedrooms*

Lighting

If a light is left on in a bedroom all night (nightlight), is it a compact fluorescent bulb or a reduced wattage nightlight with a photocell?

Applies (✓) Answer (Y/N)

Subtotal

Specialty Items

If you have a waterbed, has it been covered with old quilts or a mattress pad before putting on the sheets to provide added insulation?

! *A waterbed heater adds from \$8 - \$16 to your electric bill each month.*

Is your waterbed always made?

! *Mom was right! It costs more to maintain an uncovered waterbed at a comfortable temperature.*

Do you turn your electric blanket on 1/2 hour before bedtime and then switch it off 1/2 hour before you get up?

Do you use a hot water bottle or extra blankets instead of an electric blanket?

Subtotal

* Answer based on all the bedrooms in your house.

Personal Preferences

Applies (✓) Answer (Y/N)

If you sleep with the window open when the weather is cool:

(a) do you close your bedroom door?

! *Doing so avoids making the furnace run overtime to reheat at the same rate you're cooling the place down!*

(b) do you close the heat register under the window you leave open?

! *Dad was right! There's no need to heat the great outdoors!*

Subtotal

Maximum Bedrooms Score

(Total "Applies" column)

Your Bedrooms Score

(Total "Yes" answers)

Transfer "Bedrooms" Scores to page 38

Home Office

Home Design

Is your office designed so that you can work with normal daylight when practical?

Applies
(✓) **Answer**
(Y/N)

! *With the desk situated near a window, most times there is adequate sunlight to reduce or eliminate other forms of lighting in the room.*

Subtotal

Appliances

Are the computer, monitor and printer turned off immediately after you are finished working with them?

! *If you have an electric typewriter or an electronic adding machine, do you always turn it off when you are finished working with it?*

Subtotal

Lighting

Applies
(✓) **Answer**
(Y/N)

Do you use halogen or compact fluorescent lamp fixtures as task lighting in the office instead of using general room lighting to read and work by?

Are lights in the office turned off once the room is vacated?

Subtotal

Maximum Home Office Score

(Total "Applies" column)

Your Home Office Score

(Total "Yes" answers)

Transfer "Home Office" Scores to page 38

Family Room

Home Design

Do you have adequate insulation around sliding doors and large panes of glass?

Applies (✓) Answer (Y/N)

! *If not, seal any gaps to prevent drafts and replace window panes that do not offer maximum insulation value.*

Are area rugs used underfoot to make hardwood or linoleum floors seem warmer?

Subtotal

Appliances

When the family room is vacated, is the home entertainment equipment (stereo, electronic games, TV, VCR) always turned off?

Is the television set plugged into a socket controlled from a light switch so you can turn off the power easily when you have finished watching it?

Subtotal

Lighting

Is the family room painted with glossy, lighter colours?

Applies (✓) Answer (Y/N)

! *Darker colours absorb more light and you will have to use higher wattage bulbs to achieve desired light levels in these areas.*

When the family room is vacated, are the lights always switched off?

! *Try charging family members a quarter or a loonie every time they leave on lights or equipment that isn't necessary. They'll soon remember to turn them off.*

Does general room lighting use reduced wattage incandescent or compact fluorescent lamps?

Is general room lighting controlled by motion detectors or occupancy sensors?

Is decorative lighting (lights on pictures, pieces of art) and track lighting split into logical groups and controlled by separate switches?

Do you use direct lighting fixtures with halogen or compact fluorescent bulbs for comfortable and effective lighting for reading?

! *Task lighting reduces the need for unnecessary general lighting and halogen or compact fluorescent bulbs use less energy than traditional incandescent room lighting.*

Subtotal

Dining/Living Room

Specialty Items

Applies (✓) Answer (Y/N)

If you have a gas-burning fireplace:

(a) is your home's main thermostat turned down when the fireplace is operating?

(b) do you turn off the pilot light during summer months or when you're away on extended vacations?

If you regularly use a space heater, do you minimize its use by wearing extra clothing and slippers around the house?

! *One space heater adds \$19 - \$32 a month in electricity costs.*

If you have an aquarium, do you control aquarium lights with a timer, so that they are on at night only?

Subtotal

Maximum Family Room Score

(Total "Applies" column)

Your Family Room Score

(Total "Yes" answers)

Transfer "Family Room" Scores to page 38

Lighting

Applies (✓) Answer (Y/N)

Does your chandelier have reduced wattage incandescent bulbs?

Does a solid state dimmer switch control power to your chandelier?

! *A dimmer allows you to reduce power to the bulbs when lower lighting levels are acceptable or preferable at certain times.*

Are your light fixtures releasing the light?

! *Some fixtures actually prevent light from escaping, thus you may be using a higher wattage bulb than you need to light a specific area.*

Subtotal

Maximum Dining/Living Room Score

(Total "Applies" column)

Your Dining/Living Room Score

(Total "Yes" answers)

Transfer "Dining/Living Room" Scores to page 38

Kitchen

Home Design

Is your kitchen cool in the summer?

! *Proper kitchen ventilation and the practice of using energy-efficient cooking methods (microwaving, etc.) all contribute to a cool, comfortable kitchen in the summer.*

Do you use your kitchen range hood to draw out hot air?

Are all cold appliances (refrigerator, freezer) kept away from hot appliances (ovens, ranges, dishwashers) in the kitchen?

Is the kitchen designed to allow a free flow of air around the refrigerator so heat from the motor can escape?

Is the refrigerator/freezer kept out of direct sunlight?

Applies (✓) Answer (Y/N)

Subtotal

Appliances

I. Range

When you use your oven for cooking or baking:

! (a) do you bake several dishes at one time?

This action allows you to use oven heat most efficiently.

! (b) do you cover food when cooking?

This reduces heat loss, moisture loss and cooking time.

(c) do you preheat the oven only for baked goods and just long enough to reach the required temperature?

(d) do you leave the oven door closed?

! *Each time the door is opened, oven temperature drops and more energy is required to bring it back to the correct temperature.*

Do you have a self-cleaning oven?

! *A self-cleaning oven has more insulation which makes it more energy efficient.*

Is the self-clean feature only used when the oven is already hot?

When you use the range top for cooking:

(a) do you use your double boiler frequently to cook two foods at once?

(b) do you occasionally use a pressure cooker?

! *Food cooks 5 to 10 times faster and you'll save energy.*

(c) do you cook foods in as little water as possible, steaming whenever possible?

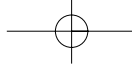
! *This reduces the amount of time and heat needed to bring larger amounts of water to boil.*

Is your range cookware heavy and flat-bottomed?

Do you try and match pots and pans to stove element with closest burner size?

! *This will result in the best heat transfer.*

Applies (✓) Answer (Y/N)



	Applies (✓)	Answer (Y/N)
Is your range cookware the same size or just slightly larger than the elements?	<input type="radio"/>	<input type="radio"/>
Is your range cookware complete with tight-fitting lids?	<input type="radio"/>	<input type="radio"/>
! <i>Proper cookware allows you to achieve the best results and put every watt of energy to good use.</i>		

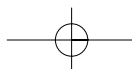
II. Refrigerators

Do you try to minimize the amount of time the refrigerator door is open?	<input type="radio"/>	<input type="radio"/>
! <i>Organize items so you can find them quickly and close the door before too much warm air gets in and causes the appliance to work overtime.</i>		
Is your refrigerator about 2/3 full?	<input type="radio"/>	<input type="radio"/>
! <i>Don't pack your refrigerator too full! Allow air to circulate freely inside for more efficient cooling. If your fridge is too full, it will use more energy.</i>		
Do you avoid using a second refrigerator?	<input type="radio"/>	<input type="radio"/>
! <i>A second refrigerator used to keep beverages cold costs you between \$6 and \$12 a month in electric energy costs.</i>		
Do you perform maintenance checks on your refrigerator every six months?	<input type="radio"/>	<input type="radio"/>
Do you unplug the refrigerator and vacuum off the condenser coils behind or underneath it at least twice a year?	<input type="radio"/>	<input type="radio"/>

	Applies (✓)	Answer (Y/N)
Is the refrigerator door seal tight?	<input type="radio"/>	<input type="radio"/>
! <i>Adjust the door if necessary and replace seals to ensure cold air is not escaping.</i>		
Is the temperature at 3°C (38°F)?	<input type="radio"/>	<input type="radio"/>
! <i>Anything warmer may spoil food; anything cooler will freeze some items and waste energy.</i>		

III. Small Appliances

Do you always use the smallest appliance possible to do the job?	<input type="radio"/>	<input type="radio"/>
! <i>Slow cookers, breadmakers and other small appliances produce the same quality product, produce less heat and, in almost all cases, use much less energy.</i>		
Do you try to cook in the microwave oven whenever possible?	<input type="radio"/>	<input type="radio"/>
! <i>Only 12% of the heat in conventional ovens actually cooks the food! More energy is lost heating the cookware and surrounding air. A microwave takes approximately 1/4 of the time and 1/2 the energy to cook food items.</i>		
Do you use an electric kettle or coffee maker to make tea or coffee?	<input type="radio"/>	<input type="radio"/>
! <i>They take up to 40% less energy than using the range.</i>		
Is coffee kept hot in a thermos rather than by using the range element or the element on your coffee maker?	<input type="radio"/>	<input type="radio"/>



	Applies (✓)	Answer (Y/N)
<p>! Do you clean your kettle and coffee maker with water and vinegar regularly?</p> <p>Doing so rids components of hard water mineral deposits that hamper energy efficiency.</p>	<input type="radio"/>	<input type="radio"/>
Subtotal	<input type="checkbox"/>	<input type="checkbox"/>

Lighting

<p>! Do you replace traditional incandescents with energy efficient compact fluorescent lamps?</p> <p>Compact fluorescent lamps use up to 75% less energy than equivalent incandescent bulbs, and provide the same amount of light.</p>	<input type="radio"/>	<input type="radio"/>
<p>If you have a 'sunshine ceiling', does it consist of reduced wattage (34 or 32 W) fluorescent tubes and energy efficient ballasts?</p>	<input type="radio"/>	<input type="radio"/>
Subtotal	<input type="checkbox"/>	<input type="checkbox"/>

Specialty Items

<p>If you have a food waste disposal or garburator:</p> <p>(a) do you operate it with cold water only?</p> <p>(b) do you minimize its use and compost wherever possible?</p> <p>! Instead of plugging our waterways with unneeded nutrients, compost food waste and use it as free fertilizer.</p>	<input type="radio"/>	<input type="radio"/>
<input type="radio"/>	<input type="radio"/>	

	Applies (✓)	Answer (Y/N)
<p>If you own an automatic dishwasher:</p> <p>(a) do you wash full loads to get the most cleaning from the heated water?</p> <p>(b) do you air-dry dishes on the no-heat dry (or energy-saver) cycle or open the door at the end of the rinse cycle?</p> <p>(c) do you avoid using the plate warmer cycle?</p> <p>! Warm plates in a warm oven after cooking a meal.</p> <p>(d) do you reduce hot water consumption by pre-rinsing dishes in cold water at the sink then using the shortest wash cycle possible?</p> <p>! Purchase a dishwasher model that uses the least amount of hot water and has a booster heater that brings incoming water to the recommended temperature (usually 60°C [140°F]). Lower the temperature on your hot water tank to reduce overall water heating costs.</p>	<input type="radio"/>	<input type="radio"/>
<input type="radio"/>	<input type="radio"/>	
<input type="radio"/>	<input type="radio"/>	
<input type="radio"/>	<input type="radio"/>	
Subtotal	<input type="checkbox"/>	<input type="checkbox"/>

Water Use

<p>Is the kitchen tap equipped with a faucet aerator?</p> <p>Do you use ice cubes in your water instead of running the cold tap to reach the temperature you desire?</p>	<input type="radio"/>	<input type="radio"/>
<input type="radio"/>	<input type="radio"/>	
Subtotal	<input type="checkbox"/>	<input type="checkbox"/>

Laundry/Utility Room

Personal Preferences

Do you do your cooking and dishwashing in the early morning or late evening, during the cooler hours of the day?

Applies (✓) Answer (Y/N)

When you last shopped for a large appliance, did you compare EnerGuide labels?

They show the kilowatt-hours (kW.h) per year rating of the appliance. The lower the kW.h per year rating, the lower the future operating costs will be.
The cheapest initial price of an appliance isn't always the best long-term buy.



Do you have the right sized appliances for your household?

Bigger is not always better.
One that is too large will waste energy, while one that is too small will be overworked.



Subtotal

Maximum Kitchen Score (Total "Applies" column)	
Your Kitchen Score (Total "Yes" answers)	
<i>Transfer "Kitchen" Scores to page 38</i>	

Home Design

Is your hot water heater placed close to areas where the most hot water is used to avoid water cool-down in the pipes?

Applies (✓) Answer (Y/N)

Subtotal

Appliances

I. Freezer

Is your freezer temperature at -18°C (0°F)?



Lower temperatures waste energy and do not improve the freezer life of foods.

Is your freezer more than two-thirds full for maximum efficiency?



It takes more energy to keep air cold than food or water frozen.

When you use your free-standing freezer:

(a) do you go into your freezer knowing what you need and close the door quickly?

(b) do you let hot items cool in cold water before freezing to reduce the energy required to cool and freeze the contents?



This also protects the food's flavor and nutritional value.

	Applies (✓)	Answer (Y/N)
(c) do you cover dishes tightly and seal other containers well to prevent frost-forming evaporation from settling on freezer walls?	<input type="radio"/>	<input type="radio"/>
(d) do you freeze food rapidly and in small amounts? No more than 1.5 kg (2-3 lbs.) of food per 28 litres (one cubic foot) of freezer capacity in 24 hours to avoid overworking the freezer.	<input type="radio"/>	<input type="radio"/>
(e) do you place new packages against freezing surfaces and leave space between packages to allow cold air to circulate? When frozen, packages may be stored close together.	<input type="radio"/>	<input type="radio"/>
Is the rubber gasket around the door kept clean and in good condition to avoid cold air loss?	<input type="radio"/>	<input type="radio"/>
Do you own a chest freezer (rather than an upright model)? A chest freezer has 7.86 cm (3") insulation, more than an upright model. Also, since cold air settles to the bottom, less cold air escapes from the chest freezer when it's opened.	<input type="radio"/>	<input type="radio"/>
Is your manual defrost freezer defrosted when there is more than 7 mm (1/4") of frost?	<input type="radio"/>	<input type="radio"/>
Do you unplug the freezer and clean condenser coils twice a year? Dust and dirt accumulating on the coils causes extra energy usage.	<input type="radio"/>	<input type="radio"/>

II. Clothes Washer

	Applies (✓)	Answer (Y/N)
When you use your clothes washer:		
(a) do you load the washer to capacity and run the washer only for a full load? Fill the washer to the very top line of holes in the drum – don't overload. A half load wastes energy and an over-filled washer doesn't clean your clothes properly.	<input type="radio"/>	<input type="radio"/>
(b) do you wash in warm or cold water and rinse in cold whenever possible?	<input type="radio"/>	<input type="radio"/>
(c) do you use hot water only for heavily soiled clothes and pre-soak these before washing? The pre-soak usually helps loosen debris from fabrics and assists in the cleaning process.	<input type="radio"/>	<input type="radio"/>
III. Clothes Dryer		
Is metal piping used as ducting to exhaust humid air outside? If long, plastic flex tubing is used as ducting, the flow of humid air to the outdoors is impaired due to increased turbulence within the tube. Your clothes will take longer to dry and you will be using more energy.	<input type="radio"/>	<input type="radio"/>
When you use your clothes dryer:		
(a) do you reduce heat loss by ensuring the outside dryer vent has a damper to cover the opening?	<input type="radio"/>	<input type="radio"/>

	Applies (✓)	Answer (Y/N)
(b) do you ensure ducting to the outside is free of obstructions?	<input type="radio"/>	<input type="radio"/>
! <i>Clothes take longer to dry if something is obstructing the humid air from escaping.</i>		
(c) do you avoid over-drying clothes or overloading the dryer?	<input type="radio"/>	<input type="radio"/>
! <i>You will increase energy consumption if you over-dry or overload the dryer.</i>		
Do you take advantage of warm, breezy days to dry clothes outside on a clothesline?	<input type="radio"/>	<input type="radio"/>
Do you disconnect the power supply and vacuum away the dust and lint collected around the electric motor drive of washers and dryers once a year?	<input type="radio"/>	<input type="radio"/>
Do you free washer and dryer filters of lint and other material before each use to increase operating efficiency?	<input type="radio"/>	<input type="radio"/>
! <i>When it comes time to replace your electric dryer, consider installing a natural gas model to reduce energy costs.</i>		

IV. Iron

When you use an electric iron:

(a) do you preheat an iron for two minutes only and leave it on only while in use?	<input type="radio"/>	<input type="radio"/>
------------------------------------------------------------------------------------	-----------------------	-----------------------

	Applies (✓)	Answer (Y/N)
(b) do you do all ironing at once rather than heating up the iron for only one item?	<input type="radio"/>	<input type="radio"/>
(c) do you iron clothes requiring the highest heat first then work down to the ones requiring the lowest heat?	<input type="radio"/>	<input type="radio"/>
(d) do you turn off the iron for the last few items and use the remaining heat?	<input type="radio"/>	<input type="radio"/>
Subtotal	<input type="checkbox"/>	<input type="checkbox"/>
Lighting		
Do you use direct task lighting for close work to reduce energy used for general lighting?	<input type="radio"/>	<input type="radio"/>
Have you replaced 60-watt incandescent bulbs with 15-watt compact fluorescent lamps in areas where lighting is on more than 4 hours per day?	<input type="radio"/>	<input type="radio"/>
! <i>They provide up to four times as much light per watt and last up to 10 times longer.</i>		
Subtotal	<input type="checkbox"/>	<input type="checkbox"/>

Water Use

Applies
(✓) **Answer**
(Y/N)

Is your hot water heater thermostat set at 55°C (130°F)?



If you have a dishwasher without a temperature booster, you'll need to set the water temperature at 60°C (140°F).

Are water pipes insulated in your house?



Insulation slows down the cooling process as water runs from the hot water heater to wherever it's needed.

Have you installed an electric hot water heater insulating blanket?

Have you drained your water heater in the last six months?



This removes sediment build up that hampers the efficiency of the heater. Turn off the power or gas first!

If you have an electric hot water heater, will you replace it with a more energy efficient natural gas model?



The savings in operating costs will allow you to recoup your investment in three to four years.

Subtotal

Personal Preferences

Applies
(✓) **Answer**
(Y/N)

The last time you purchased laundry equipment:

(a) did you choose a washer that uses less water than others?

Ask your retailer for documentation. Less water to heat = less energy to use = less money to operate.



(b) did you choose a model suitable to the volume of clothes you intended to wash and dry?

Subtotal

Maximum Laundry/Utility Room Score

(Total "Applies" column)

Your Laundry/Utility Room Score

(Total "Yes" answers)

Transfer "Laundry/Utility" Scores to page 38

Outdoors/Garage

Appliances

Are power tool blades and bits kept sharp?



Sharp edges cut faster and make your equipment that much more efficient.

Applies (✓)	Answer (Y/N)
<input type="radio"/>	<input type="radio"/>

Do you cut your grass regularly to avoid overworking the mower's motor?

<input type="radio"/>	<input type="radio"/>
-----------------------	-----------------------

Have you tried using a people-powered push mower to get a bit of exercise while saving energy and money?

<input type="radio"/>	<input type="radio"/>
-----------------------	-----------------------

Subtotal	<input type="checkbox"/>	<input type="checkbox"/>
-----------------	--------------------------	--------------------------

Lighting

Does your yard and security lighting use high or low pressure sodium lamps?



Replacing 175-watt mercury vapour lamps with 100-watt high pressure sodium lamps reduces energy use by almost 300 kW.h and costs by \$19-\$21 annually.

<input type="radio"/>	<input type="radio"/>
-----------------------	-----------------------

Do you use fluorescent tubes instead of incandescent lights in your garage or shop?



Fluorescent tubes produce 3 to 4 times as much light, use less electricity, last 10 to 20 times longer and give off less heat.

<input type="radio"/>	<input type="radio"/>
-----------------------	-----------------------

Have you installed reduced wattage bulbs in non-work areas?

<input type="radio"/>	<input type="radio"/>
-----------------------	-----------------------

I. Christmas Lighting

Do you leave Christmas lights on for four hours or less per day in the Christmas season?

Applies (✓)	Answer (Y/N)
<input type="radio"/>	<input type="radio"/>

Do you use 5W light bulb strings instead of 7W strings?

<input type="radio"/>	<input type="radio"/>
-----------------------	-----------------------

Do you use outdoor miniature lights or indoor miniature lights?

<input type="radio"/>	<input type="radio"/>
-----------------------	-----------------------



These lights use only 20% of the energy used by 5W strings!

Have you put reflectors on energy-efficient outdoor 5-watt Christmas bulbs?

<input type="radio"/>	<input type="radio"/>
-----------------------	-----------------------



Doing so gives you twice the light at half the operating cost.

Do you always turn off indoor Christmas lights when you leave a room to save energy and increase safety?

<input type="radio"/>	<input type="radio"/>
-----------------------	-----------------------

Is your outdoor decorative lighting controlled by a timer?

<input type="radio"/>	<input type="radio"/>
-----------------------	-----------------------



Switch lights on after 8 pm and off before you go to bed.

Subtotal	<input type="checkbox"/>	<input type="checkbox"/>
-----------------	--------------------------	--------------------------

Whole House

Vehicle Plug-Ins

Do you plug in your vehicle for a maximum of four hours to pre-heat the engine?

Applies (✓)	Answer (Y/N)
<input type="radio"/>	<input type="radio"/>

! *It won't get any warmer or easier to start if plugged in longer.*

Have you installed a grounded, all-weather timer or power saver cord to save energy on vehicle plug-ins?

<input type="radio"/>	<input type="radio"/>
-----------------------	-----------------------

! *A timer can be used with immersion or clamp-on block heaters so the power will automatically come on four hours before you need your vehicle to start.*

A power saver cord can be installed on the heater feed hose of vehicles with immersion block heaters. It senses the coolant temperature and cycles the power on and off to maintain the minimum block coolant temperature required for starting. A power saver cord cannot be used with clamp-on block heaters because they are not in direct contact with the engine coolant.

!

If you use an interior car warmer is it controlled by a timer or power saver cord?

<input type="radio"/>	<input type="radio"/>
-----------------------	-----------------------

Subtotal

Garage Heaters

Garage heaters can consume a surprising amount of gas.

Is your garage insulated properly?

<input type="radio"/>	<input type="radio"/>
-----------------------	-----------------------

Is your garage heater maintained at a lower temperature at different parts of the day?

<input type="radio"/>	<input type="radio"/>
-----------------------	-----------------------

Subtotal

Maximum Outdoor/Garage Score

(Total "Applies" column)

Your Outdoor/Garage Score

(Total "Yes" answers)

Transfer "Outdoor/Garage" Scores to page 38

Now that you've walked through your home, think about some of the energy issues that affect your whole house.

Heating System

Do you have adequate insulation in walls, the attic and basement?

Applies (✓)	Answer (Y/N)
<input type="radio"/>	<input type="radio"/>

! *There are approved forms of blanket and loose fill insulation which meet the latest insulation standards to prevent heat loss in winter and overheating in summer. The attic is the easiest and least expensive area to insulate.*

Are all thermostats located on inside walls, free from drafts, sunlight and other heat or cooling sources?

<input type="radio"/>	<input type="radio"/>
-----------------------	-----------------------

Do you regularly clean and clear heat registers of dust and dirt and ensure furniture is not obstructing air movement?

<input type="radio"/>	<input type="radio"/>
-----------------------	-----------------------

! *Ensuring adequate air circulation makes the most of your heating dollars!*

Is all ductwork cleaned annually?

<input type="radio"/>	<input type="radio"/>
-----------------------	-----------------------

Have you sealed joints and gaps in the heating and cooling system ducts with duct tape, then covered all exposed ducts with insulation?

<input type="radio"/>	<input type="radio"/>
-----------------------	-----------------------

Are there any annoying drafts in your house?

<input type="radio"/>	<input type="radio"/>
-----------------------	-----------------------

! *Apply caulking or weather stripping to gaps 3mm (1/8") or wider or wherever you can see light or feel a draft around an outside door or window frame to eliminate drafts and heat loss.*

	Applies (✓)	Answer (Y/N)
Your operating furnace is responsible for about 70% of your annual natural gas consumption.	<input type="radio"/>	<input type="radio"/>
! Is your heating equipment efficient? <i>When replacing older heating equipment, keep in mind that modern efficient heating equipment use less energy so they cost less to operate.</i>	<input type="radio"/>	<input type="radio"/>
! Is your home properly ventilated to replace hot air with cool air? <i>This reduces the need for air conditioning and electric fans!</i>	<input type="radio"/>	<input type="radio"/>
! Is your furnace equipped with a high efficiency 1/3 hp furnace motor? <i>It consumes less electricity than a standard 1/3 hp motor.</i>	<input type="radio"/>	<input type="radio"/>
! Do you allow your furnace to cycle on and off rather than running continuously? <i>A motor that operates only when necessary uses just 22% of the electric energy needed to run it continuously.</i>	<input type="radio"/>	<input type="radio"/>
Do you have your heating system checked and serviced annually by a qualified furnace repair person?	<input type="radio"/>	<input type="radio"/>
Is your furnace filter cleaned or replaced monthly during the heating season?	<input type="radio"/>	<input type="radio"/>
! Is your household thermostat set at 20°C (68°F) when you are home? <i>Frequent changes while you are home waste energy and cause unnecessary equipment wear.</i>	<input type="radio"/>	<input type="radio"/>
! Do you turn down the thermostat at night and when you are not at home? <i>If you tend to forget, purchase a programmable thermostat to do it for you.</i>	<input type="radio"/>	<input type="radio"/>
Subtotal	<input type="checkbox"/>	<input type="checkbox"/>

Home Design	Applies (✓)	Answer (Y/N)
Do you have storm windows and/or multiple glazed windows? ! <i>These all help to minimize heat loss in winter and gain in summer.</i>	<input type="radio"/>	<input type="radio"/>
If you have a south facing window, do you have a (removable) awning or a light-screening film on this window in the summertime?	<input type="radio"/>	<input type="radio"/>
Have you built a high fence or planted evergreens and shrubs on the north and west side of your house? ! <i>Fences and trees provide good windbreak from icy winter winds.</i>	<input type="radio"/>	<input type="radio"/>
Have you landscaped with leafy deciduous trees on the east and south? ! <i>These trees provide shade during the summer and let the sun in during the winter when they lose their leaves.</i>	<input type="radio"/>	<input type="radio"/>
If you own a mobile/manufactured home, have you checked to ensure that all of your heat tape is properly installed? ! <i>Improperly installed heat tape wastes energy and money each month.</i>	<input type="radio"/>	<input type="radio"/>
Subtotal	<input type="checkbox"/>	<input type="checkbox"/>

Appliances

Are vacuum dust bags emptied frequently?



This improves your vacuum cleaner's operating efficiency and allows it to use less electricity.

Applies
(✓) **Answer**
(Y/N)

Are all electrical appliances operated in heated areas of your home?



Do not place working appliances in non-heated areas, including the porch or garage. The cold temperatures are hard on hot water heaters, freezers, refrigerators and other appliance components – making the appliances use more energy.

Subtotal

Lighting

When you replace lights around the house:

(a) do you use energy saving, reduced wattage incandescent bulbs (34W, 52W, 67W, 90W, 135W) where the light is left on for short periods of time?

(b) do you use compact fluorescents (11W, 15W, 20W) where the light is left on for long periods of time?



You likely won't notice the difference in lighting, they'll last longer, you'll use less energy and pay less in operating costs.

Are all of your standard fluorescent tube ballasts replaced with energy-efficient models?



Energy consumption will drop 8% without loss of light.

Applies
(✓) **Answer**
(Y/N)

Do you disconnect the ballast when you remove a fluorescent lamp/tube?



It will continue to consume energy, with or without the lamp.

Do you make it a practice to clean bulbs and fixtures regularly to get the most light from each lamp?

Is it a priority to choose light fixtures that release rather than trap the light?

Do you replace bulbs when they appear "blackened" before they burn out?

Subtotal

Specialty Items

If you own an air conditioning unit:

(a) do you have a model that is the right size for your cooling requirements?



18 Btu/h cools and dries 1 square foot of living space.

(b) do you turn it off when going out for more than one hour?



Don't cool an empty house.

(c) do you have it installed correctly to eliminate air leaks and ensure efficient operation?

	Applies (✓)	Answer (Y/N)
(d) do you have it located on a north window or provide a shading device to increase efficiency?	<input type="radio"/>	<input type="radio"/>
(e) do you keep the vent grille, unit filters and inside and outside coils clean?	<input type="radio"/>	<input type="radio"/>
! <i>Proper maintenance improves the operating efficiency of every electric appliance.</i>		
(f) do you set the thermostat at a comfortable temperature between 25°C (77°F) and 27°C (80°F) and keep it there?	<input type="radio"/>	<input type="radio"/>
! <i>Frequent adjustments increase energy use.</i>		
Do you use portable, window, box style or ceiling fans to avoid using your air conditioner?	<input type="radio"/>	<input type="radio"/>
! <i>Fans work by moving air around, speeding up the rate perspiration evaporates from your skin making you feel cooler. Fans generally use much less electricity than air conditioners.</i>		
Subtotal	<input type="checkbox"/>	<input type="checkbox"/>

	Applies (✓)	Answer (Y/N)
Personal Preferences		
In the summer, do you open windows during the evening to let cool air in and hot air out?	<input type="radio"/>	<input type="radio"/>
Are drapes, blinds and windows kept closed during hot summer days and cold winter nights?	<input type="radio"/>	<input type="radio"/>
Are appliances and lights used in early morning or late evening to avoid the energy rush hour (peak)?	<input type="radio"/>	<input type="radio"/>
Do you wear a sweater and turn down the thermostat to avoid raising your heating costs?		
Subtotal	<input type="checkbox"/>	<input type="checkbox"/>

Maximum Whole House Score (Total "Applies" column)	
Your Whole House Score (Total "Yes" answers)	
<i>Transfer "Whole House" Scores to page 38</i>	

How Did You Do?

Wow! You've just completed a comprehensive energy audit of your home and yard. Now, to compare the efficiency of your home to other homes, convert your scores to percentages.

Transfer **Maximum Score** and **Your Score** for each room to the spaces below and then add them up. Calculate percentages for each room by dividing **Your Score** by the **Maximum Score**. For example:

$$\frac{\text{Your Entranceway Score (2)}}{\text{Maximum Entranceway Score (4)}} = .50 = 50\%$$

To determine your household energy score divide the total of all **Your Scores** by the total of all your **Maximum Scores**. Compare your percentages to the guidelines on the following page to see how efficient your household is.

	<i>Maximum Score</i> <small>Total "Applies" column</small>	<i>Your Score</i> <small>Total "Yes" answers</small>	%
Entranceway total	_____	_____	_____
Bathroom total	_____	_____	_____
Bedrooms total	_____	_____	_____
Home Office total	_____	_____	_____
Family Room total	_____	_____	_____
Living/Dining Room total	_____	_____	_____
Kitchen total	_____	_____	_____
Laundry/Utility Room total	_____	_____	_____
Outdoors/Garage total	_____	_____	_____
Whole House total	_____	_____	_____
Household Energy Score	_____	_____	_____

Scorecard Guidelines

- 76%+ You're very energy efficient! Keep it up!
- 61-75% You're doing okay but you could save some money by trying a few new energy-efficient ideas!
- 41-60% You're trying but need to do a lot more towards reducing your energy consumption.
- 31-40% You need to begin actively reducing energy consumption – and make it a habit – before it's too late!
- Below 30% You have real opportunities to save! Keep on reading for information on where and how to start reducing energy costs in your home.

A Closer Look

By categorizing rooms into eight sections (Heating System, Home Design, Appliances, Lighting, Specialty Items, Water Use, Personal Preferences, Vehicle Plug-Ins) you can identify the areas/technologies in your home that could use improvement. For example, add the subtotals for the "Applies" and "Answer" columns for the Lighting sections in each room to determine the **Maximum Score** and **Your Score**. Write them in the spaces on the next page. Divide **Your Lighting Score** by the **Maximum Lighting Score** to determine your percentage rating. Do this for each section. The sections with the lowest percentage ratings are where you should begin looking for energy savings. Read on for some help in getting started.

